

Product Highlights

- This High Intensity Spot Light is engineered for long throw and high brightness illumination.
- Designed to replace our previous SL185 with 3X the brightness (110Klux @ 300mm).



General Specifications

| | Color | 24V Current | All Other Controls |
|------------------------------|---|-------------|--------------------|
| Electrical Specifications | 455 | 0.32A | 0.37A |
| | WHI, 475, 505, 530 | 0.32A | 0.55A |
| | 590, 625, 660, 730 | 0.32A | 0.51A |
| | 850, 940 | 0.32A | 0.40A |
| Normal Operating Temperature | 0 - 60°C | | |
| Weight | 567g (20 oz.) | | |
| Standard Cable Information | 2 M long -0/+150 mm (80" -0/+6") - 105°C rated PVC jacket, foil shield with drain. | | |
| Photobiological Risk Factor | Exempt Applicable Wavelengths: 850, 940 Group 1 (Low-Risk) Applicable Wavelengths: 455, 470, 505, 530, 590, 625, 660, 730, WHI | | |
| Compliance | CE, RoHS, IEC 62471 | | |
| IP Rating | Not Rated | | |
| Lumen Maintenance | L70 = 50,000 | | |

Part Number Key

| Model | — | Peak Wavelength | Connector/Control | — | Alternative Connector |
|-----------------|---|--|-------------------|---|-----------------------|
| SL246 | - | XXX | XX | - | XXX |
| SL246 | | 455 (royal blue) | C1 | | M8 ¹ |
| | | 470 (blue) | C5 | | M12 ¹ |
| | | 505 (cyan) | IC | | |
| | | 530 (green) | I3 | | |
| | | 590 (amber) | I3S | | |
| | | 625 (red orange) | 24 | | |
| | | 660 (red) | | | |
| | | 730 (IR) | | | |
| | | 850 (IR) | | | |
| | | 940 (IR) | | | |
| | | WHI (white) | | | |
| EX: | | ¹ Available with IC, I3, I3S, and 24 V options only | | | |
| SL246-WHIC1 | | | | | |
| SL246-660I3-M12 | | | | | |

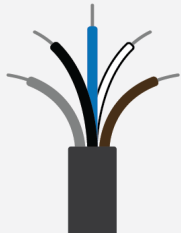
See website product page for in-stock product numbers.

Shipping:

Stock Products: within three days

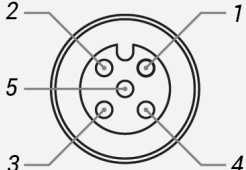
Build-to-Order Products: within one to three weeks

Standard Flying Lead Functions for 24V, IC, I3 and I3S Control Options

|  | COLOR | 24V FUNCTIONS | IC FUNCTIONS | I3/I3S FUNCTIONS |
|---|-------|---------------|-----------------------|-------------------------|
| | BROWN | 24 V DC | 24 V DC | 24 V DC |
| | WHITE | N/A | 0-10 V ANALOG DIMMING | RESERVED |
| | BLUE | DC GND | DC GND | DC GND |
| | BLACK | N/A | PNP/ACTIVE LOW GATE | PNP/ACTIVE HIGH TRIGGER |
| | GRAY | N/A | N/A | 0-10 V ANALOG DIMMING |

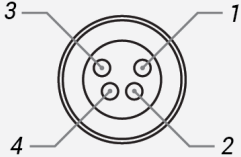
The functions listed above are applicable when this product is configured with built-in 24V, IC, I3, or I3S control, **without** the optional A-coded 5-position Male M12 or A-coded 4-position Male M8 connector.

M12 Connector Pinout Functions for 24V, IC, I3 and I3S Control Options

|  | PIN | 24V FUNCTIONS | IC FUNCTIONS | I3/I3S FUNCTIONS |
|--|-----|---------------|-----------------------|-------------------------|
| | 1 | 24 V DC | 24 V DC | 24 V DC |
| | 2 | N/A | 0-10 V ANALOG DIMMING | RESERVED |
| | 3 | DC GND | DC GND | DC GND |
| | 4 | N/A | PNP/ACTIVE LOW GATE | PNP/ACTIVE HIGH TRIGGER |
| | 5 | N/A | N/A | 0-10 V ANALOG DIMMING |

The functions listed above are only applicable when this product is configured with built-in 24V, IC, I3, or I3S control, **with** an A-coded 5-position Male M12 connector.

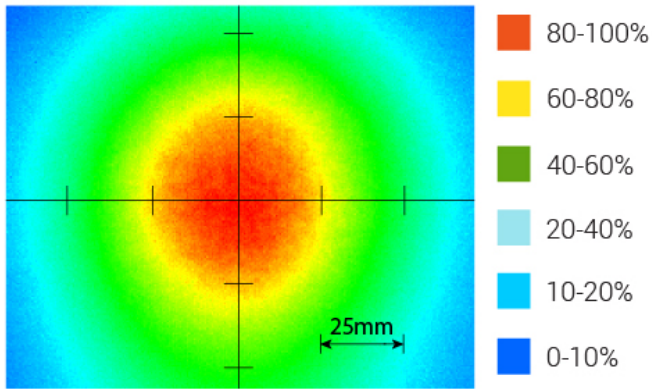
M8 Connector Pinout Functions for 24V, IC, I3 and I3S Control Options

|  | PIN | 24V FUNCTIONS | IC FUNCTIONS | I3/I3S FUNCTIONS |
|---|-----|---------------|-----------------------|-------------------------|
| | 1 | 24 V DC | 24 V DC | 24 V DC |
| | 2 | N/A | 0-10 V ANALOG DIMMING | 0-10 V ANALOG DIMMING |
| | 3 | DC GND | DC GND | DC GND |
| | 4 | N/A | PNP/ACTIVE LOW GATE | PNP/ACTIVE HIGH TRIGGER |

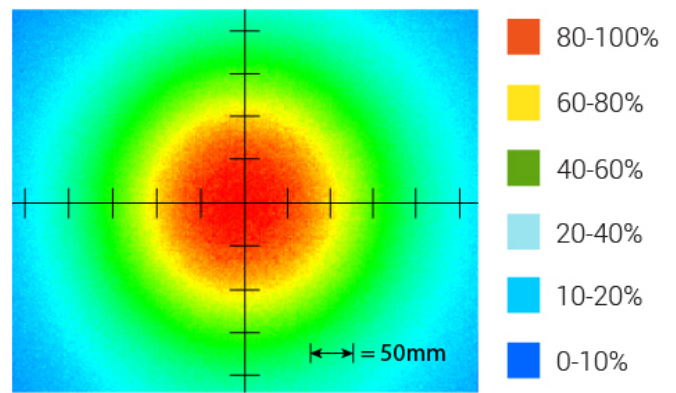
The functions listed above are only applicable when this product is configured with built-in 24V, IC, I3, or I3S control, **with** an A-coded 4-position Male M8 connector.

For details on operating configurations without built-in control (C1, C5, Q1, and Q4 control, when available), please refer to Advanced illumination's controller manuals.

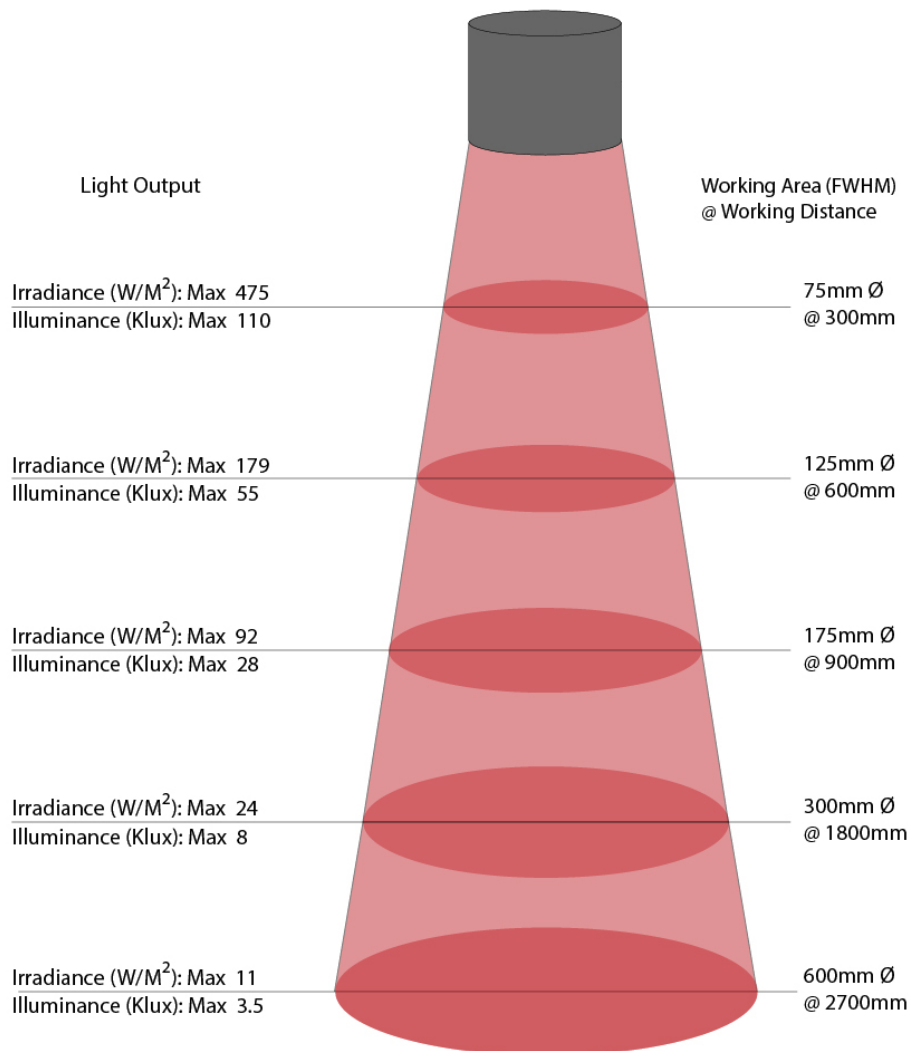
Intensity Distribution



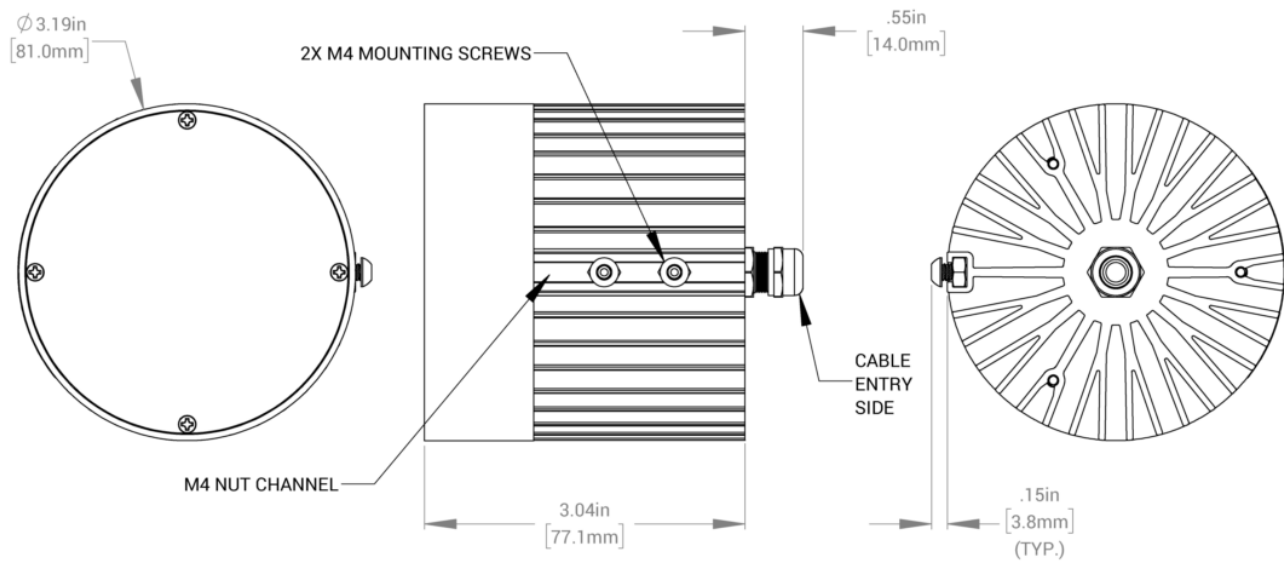
Optical measurement taken using SL246-WHIIC @ 300 mm



Optical measurement taken using SL246-WHIIC @ 1800 mm



Mechanical Specs



Control Specs

| C1 CONNECTOR | C5 CONNECTOR | ICS 2 (IC) | ICS 3 (I3) | ICS 3S (I3S) | 24 VOLT |
|--|--|---|---|--|---|
| For use with: DCS Series Controllers Strobe/Continuous Controllers | For use with: Pulsar 320 High Power Strobe Only Controller | In-line Continuous Controller Powered with: 24V Power Supply | In-line Strobe/ Continuous Controller Default On Powered with: 24V Power Supply | In-line Strobe/ Continuous Controller Default Off Powered with: 24V Power Supply | Flying/Tinned Leads Powered with: 24V Power Supply |

Warranty Information

Every Advanced illumination, Inc. (Ai) product is thoroughly inspected and tested before leaving the factory. Products are warranted to be free of defects in workmanship and materials for a period of FIVE YEARS from the original date of purchase. Should a defect develop during this period, customers may return the complete product, freight prepaid, to one of Ai's distributors or to the Ai factory. All product warranty returns require a Return Merchandise Authorization (RMA) number which is obtained from Customer Service. The RMA number must be clearly marked on the outside of the package. Ai will inspect the unit, and if a defect is found will, at our option, repair or replace the product without charge. Ai disclaims liability for any implied warranties, including implied warranties of "merchantability" and "fitness for a specific purpose." For products under warranty that have since been discontinued, Ai will make an effort to replace with equivalent parts; for circumstances that do not allow for equivalent replacement, Ai reserves the right to repair or replace these products with an updated version. Ai cannot be held responsible for the unauthorized or inappropriate use of its products. Any unauthorized repair or modifications will result in a voided warranty.

No Liability for Consequential Damages: In no event shall Ai be liable for any consequential, special, incidental, or indirect damages of any kind arising from the sale or use of the products.

Electromagnetic Compatibility

This product was tested and complies with the regulatory requirements and limits for electromagnetic compatibility (EMC) as stated in the product specifications. These requirements and limits are designed to provide reasonable protection against harmful interference only when the product is operated in its intended industrial electromagnetic environment. To minimize the potential for electromagnetic interference or unacceptable performance degradation, install and use this product in strict accordance with the instructions in the product documentation.

Customer Service

For information on existing orders, or to make an order adjustment, contact us Monday through Friday 8:00 am to 5:00 pm ET or send an email to orders@advancedillumination.com.

Company Information

Advanced Illumination

440 State Garage Road, Rochester, VT 05767

Phone: 802.767.3830

Fax: 802.767.2636

Email: info@advancedillumination.com

Web: advancedillumination.com

© 2021 Advanced illumination Inc. All rights reserved